

L-light

LTECH

Smart Home Lighting System



Model: WFRGB-10M

10M

Product Features

LTECH



16 Million Colors



Distant Control



Smart Music



DIY Scene Mode



Capture Color in
the Real World



Lighting Timing

3G

4G

WiFi



Product Parameters

Model: WFRGB-10M
Wording Temp.: -30°C~55°C
Packing Size: L274×W274×H60(mm)
Weight(G.W.): 1300g
Platform: Android 4.0 or above,
iOS 8.0 or above.

WiFi LED Driver:

Wireless Type: WiFi, RF 2.4GHz
Input Voltage: 100-240Vac 50/60Hz
Output Voltage: 24Vdc
Protection: Short circuit protection
Over load protection

Strip:

Specification: 10M silicone,
5050 lamp beads
LED Strip Power: 70W
Input of Strip: 24Vdc
Color: RGB, 16 million colors
Brightness: 1500-2000mcd
Lifetime: 25000 hours

Remote:

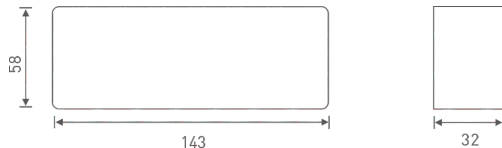
Control Mode: RGB
Working Voltage: 3Vdc (battery CR2032)
Wireless Frequency: 2.4GHz

LTECH

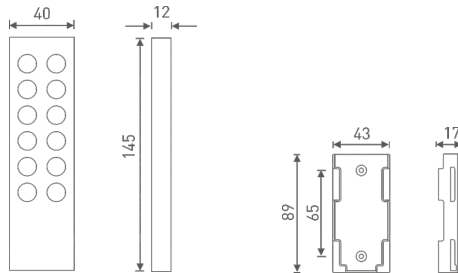
Product Size

LTECH

Unit : mm



WiFi LED Driver




Remote

Remote Holder

Package Content



WiFi LED Driver
1pcs



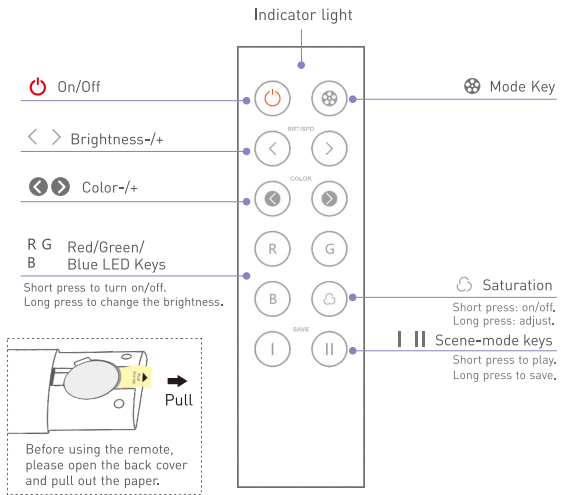
LED Strip
1 roll



Remote
1pcs

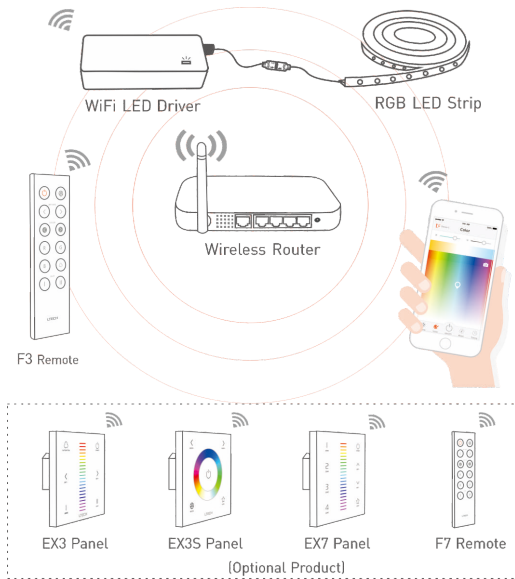


Manual
1pcs



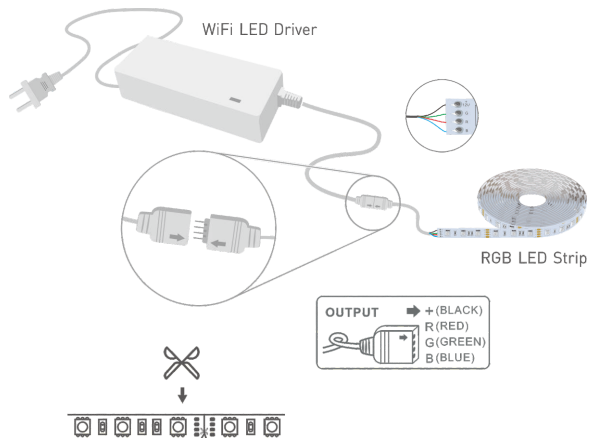
The Changing Mode

- 1. Static Red
- 2. Static Green
- 3. Static Blue
- 4. Static Yellow
- 5. Static Purple
- 6. Static Cyan
- 7. Static White
- 8 RGB Jumping
- 9. 7 Colors Jumping
- 10. RGB Smooth
- 11. 7 Colors Smooth



Wiring

LTECH



Cutting the strip light along the black line according to your demand.
The strip can be stick on the wall if you tear off the tape on its back.

Scan QR Code to download the APP



L-Home



Website: www.ltech-led.com E-mail: lt@ltechonline.com

Direction for Use

LTECH

LTECH

- 1 Open WLAN via mobile phone, connect to the wireless router.

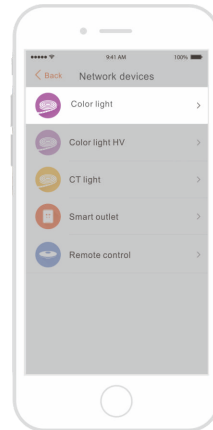
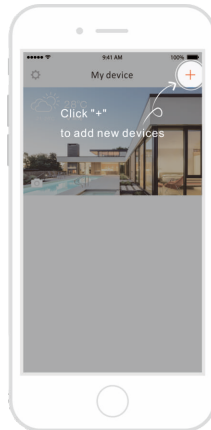


- 2 Scan QR Code to download the APP via mobile phone.



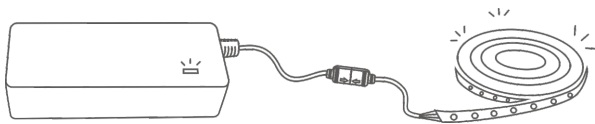
iOS/Android

- 3 Turn on App, enter "My Device" interface, click "+" icon, then enter "Network device" interface, choose "Color light" and follow the prompts to connect.



- 4 Connect WiFi LED driver to strip in a right way, the strip flashes within 30s when power on and the driver under configuration status accordingly.

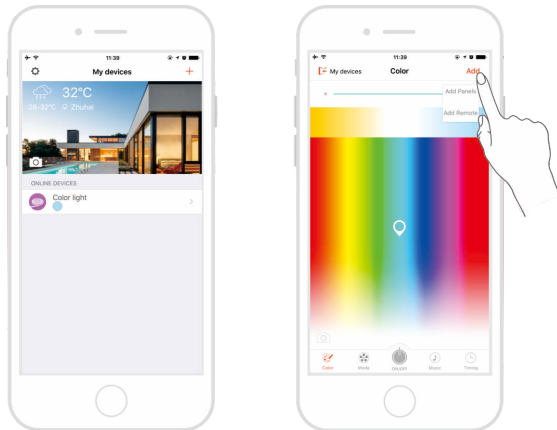
Notice: Unfolding the LED strip before power it on to dissipate heat, otherwise, it will result in the deformation of LEDs or lamp panel.



LED strip flicker

- 5 Once successfully connect to the device, enter " My Device" interface and click " Color strip" will immediately start to intelligent control.

Click the "Add" button in the color dialog box, and then add the panel and remote control according to the APP instruction.



Warranty Agreement:

LTECH

1. We provide lifelong technical assistance with this product:
 - A 2-year warranty is given from the date of purchase. The warranty is for free repair or replacement if cover manufacturing faults only.
 - For faults beyond the 2-year warranty, we reserve the right to charge for time and parts.
 2. Warranty exclusions below:
 - Any man-made damages caused from improper operation, or connecting to excess voltage and overloading.
 - The product appears to have excessive physical damage.
 - Damage due to natural disasters and force majeure.
 - Warranty label, fragile label and unique barcode label have been damaged.
 - The product has been replaced by a brand new product.
 3. Repair or replacement as provided under this warranty is the exclusive remedy to the customer. We shall not be liable for any incidental or consequential damages for breach of any stipulation in this warranty.
 4. Any amendment or adjustment to this warranty must be approved in writing by our company only.
- ★ This manual only applies to this model. We reserve the right to make changes without prior notice.

Attention

1. Equipment powered on 220Vac, please pay attention to safety when connected. For other power supply programs, Please consult customer service in time.
2. Please follow the instruction to connect properly, prevent damage to the equipment.
3. Don't disassemble it casually, avoid effecting product used and maintenance.
4. When any liquid or foreign substances enter the product, please handle the device in the correct way.
5. If a fault occurs please return the product to your supplier. Do not attempt to fix this product by yourself.
6. Please power off the device if you don't use it for a quite long time, do not place in high dust or high temperature environment.
7. 5G WiFi signal and WiFi hidden network setting is unsupported.

Common Question and Answer

LTECH

1. Does this product has requirement for the phone model?
Yes, please use Android 4.0 or above system, iOS 8.0 or above system, and mobile phone with WiFi function.
2. How to reset the LED strip?
When the strips are on, power off and on the driver 6 times continuously, 2s for every power off or power on, if the lamps flicker, the strips are reset.
3. How about the lifetime of the LED strip?
About 25000 hours.
4. Does this product can be connected by two or more mobile phones?
Yes, there is no quantity limit on the mobile phone.
5. Does it has a requirement for router?
No, supporting all brand router with WiFi function.
6. Is it still able to control the LED without wireless network?
Yes, it supports offline local area network.
7. Can I see the switch status of the LED strip when out of home?
Yes, you can see the lighting status and control in distance as long as the mobile phone and WiFi LED driver are in the network.